



1st Grade Summer Packet





1st Grade Summer Packet

Parents we are excited about your child entering 1st grade next year. Please spend some time this summer preparing them for the next school year. Included are some materials to assist you in that preparation. We look forward to a great new year.

The 1st Grade Team





Kindergarten Suggested Summer Reading List



Note: The following books are only suggestions. Please feel free to add any books that are appropriate for your reader. The staff in the children's area of the public library will also have many wonderful suggestions for you.

Research has shown that the single greatest factor in predicting reading success is whether a child is read to when young. Here are some titles to get you started!

Books About Me

- *I Like Me!* by Nancy L. Carlson
- *I Like to Be Little* by Charlotte Zolotow
- *The Mixed-Up Chameleon* by Eric Carle
- *My Five Senses* by Aliko
- *Owen* by Kevin Henkes
- *When I Get Bigger* by Mercer Mayer

Family Stories

- *Just Me Books* by Mercer Mayer
- *Mama Do You Love Me?* by Barbara M. Joosse

Predictable Books

(Stories with a pattern using rhyme or rhythm.)

- *Curious George* by H. A. Rey
- *Each Peach Pear Plum* by Janet and Allan Ahlberg
- *The Gingerbread Boy* by Paul Galdone
- *Gregory the Terrible Eater* by Mitchell Sharmat
- *Goodnight Moon* by Margaret Wise Brown
- *Millions of Cats* by Wanda Gág
- *What's in Fox's Sack?* by Paul Galdone

Beginning, Middle, and End Concept

- *Bony-Legs* by Joanna Cole
- *A Camping Spree with Mr. Magee* by Chris Van Dusen
- *Love You Forever* by Robert Munsch
- *Rosie's Walk* by Pat Hutchins
- *The Runaway Bunny* by Margaret Wise Brown

Color and Counting Books

- *Each Orange Had Eight Slices: A Counting Book* by Paul Giganti Jr.
- *Fish Eyes: A Book You Can Count On* by Lois Ehlert
- *Frog Counts to Ten* by John Liebler
- *Inch by Inch* by Leo Lionni
- *Is it Red? Is it Yellow? Is it Blue?* by Tana Hoban
- *Planting a Rainbow* by Lois Ehlert
- *Ten Bears in My Bed: A Goodnight Countdown* by Stanley Mack
- *Ten Little Fish* by Audrey Wood
- *26 Letters and 99 Cents* by Tana Hoban

Caldecott Winners and Honor Books

- *Color Zoo* by Lois Ehlert
- *Madeline* by Ludwig Bemelmans
- *More, More, More Said the Baby* by Vera B. Williams
- *Officer Buckle and Gloria* by Peggy Rathman
- *Swimmy* by Leo Lionni
- *Tops and Bottoms* by Janet Stevens

Mother Goose and Nursery Rhymes

- *James Marshall's Mother Goose* by James Marshall
- *My Very First Mother Goose* by Iona Opie and Rosemary Wells
- *Tomie dePaola's Mother Goose* by Tomie dePaola

Folktales and Fairy Tales

- *Chicken Little* by Steven Kellogg
- *Cinderella* by Marcia Brown
- *The Hare and the Tortoise* by Brian Wildsmith
- *Henny Penny* by H. Werner Zimmermann
- *The Little Red Hen* by Margot Zemach
- *The Three Bears* by Paul Galdone
- *The Three Billy Goats Gruff* by Peter Christen Asbjornsen
- *Three Little Pigs* by James Marshall
- *The Three Little Pigs* by Rodney Peppé
- *The Ugly Duckling* by Hans Christian Andersen

Stories in Rhyme

- *All the Colors of the Earth* by Sheila Hamanaka
- *Bringing the Rain to Kapiti Plain* by Verna Aardema
- *Miss Spider's Tea Party* by David Kirk


Friends

- *Benjamin and Tulip* by Rosemary Wells
- *We Are Best Friends* by Aliko
- *Who Will Be My Friends?* by Syd Hoff


Fabulous Science Books

- *Cars and How they Go* by Joanna Cole
- *Eyewitness Juniors Amazing Frogs and Toads* by Barry Clarke
- *Magic School Bus On the Ocean Floor* by Joanna Cole

Enjoy!



First Grade Suggested Summer Reading List



Note: The following books are only suggestions. Please feel free to add any books that are appropriate for your reader. The staff in the children's area of the public library will also have many wonderful suggestions for you.

Research has shown that the single greatest factor in predicting reading success is whether a child is read to when young. Here are some titles to get you started! Please note that the reading level of the books suggested varies. If your child is already reading, have him or her read a page of the book aloud to you to see if it is a good fit. If they struggle with more than a few words on the page, it is probably too difficult, but the book would still be a great book to read aloud to your child.

Fun Books to Share

- *And I Mean It, Stanley* by Crosby Bonsall
- Arthur series by Marc Brown
- *A Bad Case of the Stripes* by David Shannon
- Berenstain Bear series by Jan and Stan Berenstain
- Clifford series by Norman Bridwell
- *Dinosaur Time* by Peggy Parish
- *The Eye Book* by Theo LeSieg
- Franklin series by Paulette Bourgeois
- Froggy series by Jonathan London
- *Green Eggs and Ham* by Dr. Seuss
- *Hi! Fly Guy* by Tedd Arnold
- *How I Became a Pirate* by Melinda Long
- Junie B. Jones series by Barbara Park
- Little Critter series by Mercer Mayer
- *Morris the Moose* by Bernard Wiseman
- Nate the Great series by Marjorie Weinman Sharmat
- *Rainbow Fish* by Marcus Pfister
- *The Very Busy Spider* by Eric Carle

Learning to Read Series

- Hello Reader!
- I Can Read Books
- Puffin Easy-to-Read
- Step Into Reading Levels 1-4

Alphabet Books

- *Animalia* by Graeme Baese
- *The Icky Bug Alphabet Book* by Jerry Pallotta
- *Z Was Zapped* by Chris Van Allsburg

Math in Picture Books

- *How Much Is a Million?* by David M. Schwartz
- *One Potato: A Counting Book of Potato Prints* by Diana Pomeroy
- *Ten Sly Piranhas: A Counting Story in Reverse, (A Tale of Wickedness—and Worse!)* by William Wise
- *When Sheep Cannot Sleep* by Satoshi Kitamura

Classics to Read to a First Grader

- *Leo the Late Bloomer* by Robert Kraus
- *The Little House* by Virginia Lee Burton
- *Make Way for Ducklings* by Robert McCloskey
- *When Will I Read?* by Miriam Cohen

Caldecott Awards and Honor Books

- *Alphabet City* by Stephen Johnson
- *Ashanti to Zulu: African Traditions* by Margaret Musgrove
- *The Hello, Goodbye Window* by Norton Juster and Chris Raschka
- *Owen* by Kevin Henkes
- *The Polar Express* by Chris Van Allsburg
- *A Story, A Story* by Gail E. Haley

Enjoy!

High Frequency Word List

- | | | |
|----------|-----------|------------|
| 1) the | 35) were | 69) has |
| 2) of | 36) we | 70) look |
| 3) and | 37) when | 71) two |
| 4) a | 38) your | 72) more |
| 5) to | 39) can | 73) write |
| 6) in | 40) said | 74) go |
| 7) is | 41) there | 75) See |
| 8) you | 42) use | 76) number |
| 9) that | 43) an | 77) no |
| 10) it | 44) each | 78) way |
| 11) he | 45) which | 79) could |
| 12) was | 46) she | 80) people |
| 13) for | 47) do | 81) my |
| 14) on | 48) how | 82) than |
| 15) are | 49) their | 83) first |
| 16) as | 50) If | 84) water |
| 17) with | 51) will | 85) been |
| 18) his | 52) up | 86) call |
| 19) they | 53) other | 87) who |
| 20) I | 54) about | 88) oil |
| 21) at | 55) out | 89) now |
| 22) be | 56) many | 90) find |
| 23) this | 57) then | 91) long |
| 24) have | 58) them | 92) down |
| 25) From | 59) these | 93) day |
| 26) or | 60) so | 94) did |
| 27) one | 61) some | 95) get |
| 28) had | 62) her | 96) come |
| 29) by | 63) would | 97) made |
| 30) word | 64) make | 98) may |
| 31) but | 65) Like | 99) part |
| 32) not | 66) him | 100) over |
| 33) What | 67) into | |
| 34) all | 68) time | |

1st Grade Summer Packet

Directions: Fill in the blanks with the missing numbers.


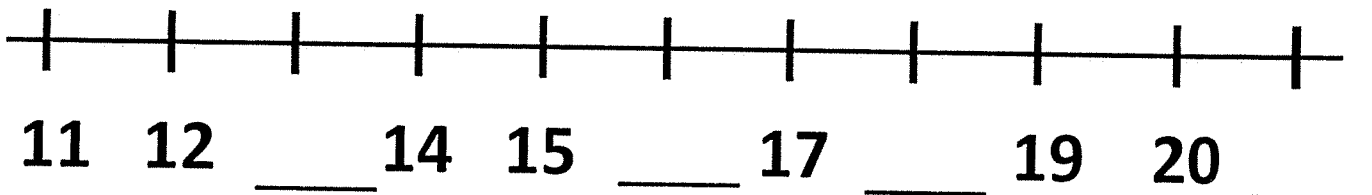
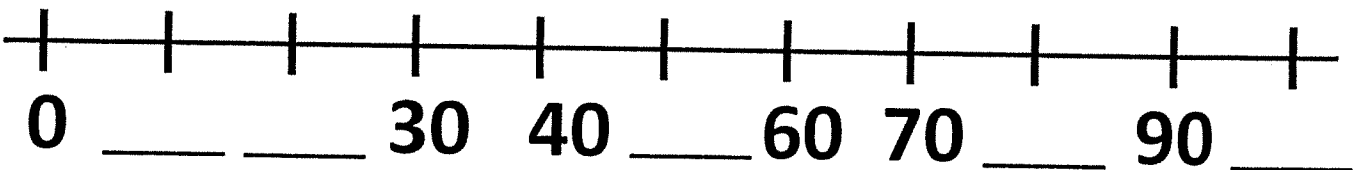

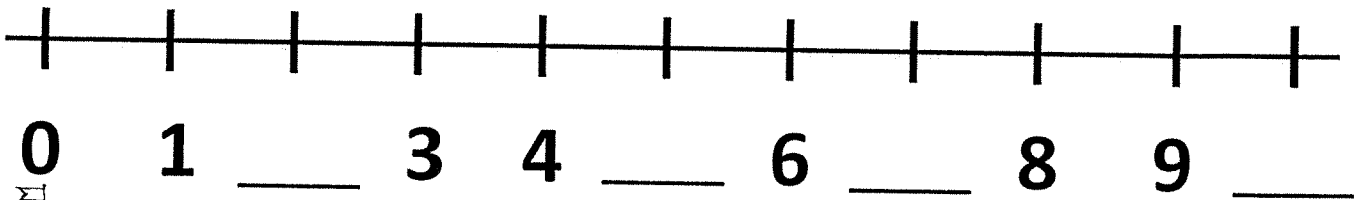
1, ____, 3, 4, ____, ____, 7, ____, 9, 10, 11 ____, ____, ____, 15

32, ____, 34, ____, 36, ____, 38, ____, 40, ____, 42, ____, ____, 45, ____,


0, ____, 20, 30, ____, 50, ____, 70, ____, ____, 100

56, ____, 58, ____, 60, ____, 62, ____, 64, ____, ____, 67, ____, 69, ____,

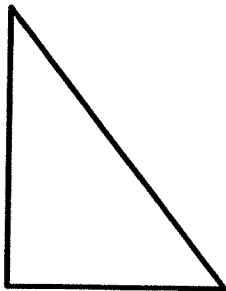
Directions: Fill in the missing numbers on the number lines.



1st Grade Summer Packet

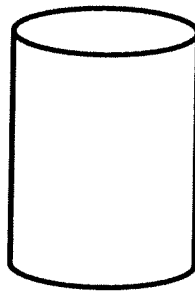


Directions: Look at each shape. Describe the shape as **a two-dimensional** shape "flat" or a three-dimensional shape "solid". Circle your answer.




Flat Shape

Solid Shape



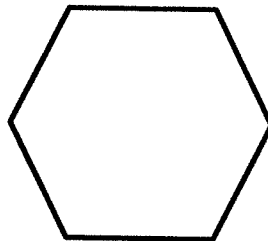
Flat Shape

Solid Shape



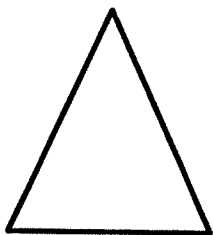
Flat Shape

Solid Shape



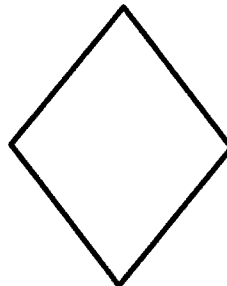
Flat Shape

Solid Shape




Flat Shape

Solid Shape




Flat Shape

Solid Shape



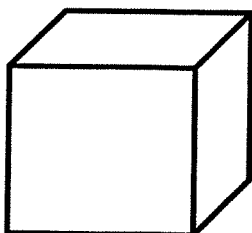
Flat Shape

Solid Shape




Flat Shape

Solid Shape



Flat Shape

Solid Shape




Flat Shape

Solid Shape

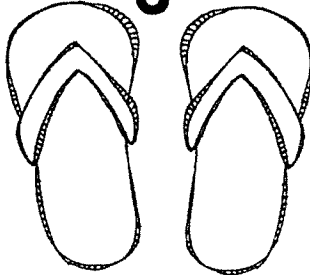
1st Grade Summer Packet

Directions: Write two numbers that have a sum for each number.

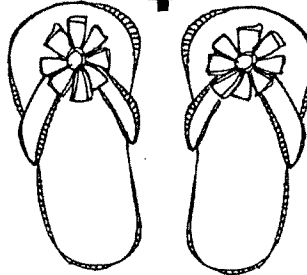
10



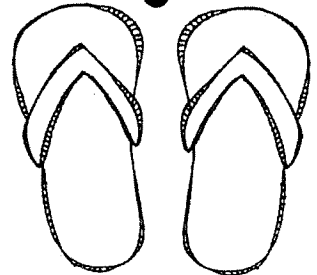
8



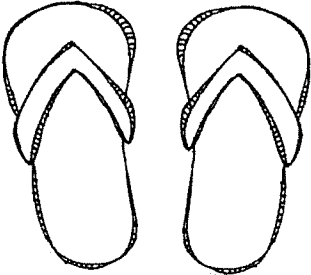
4




6



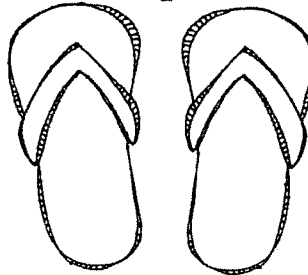
7



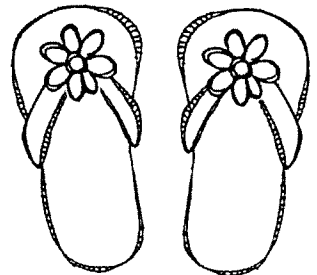
2



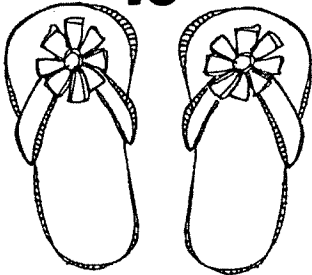
9



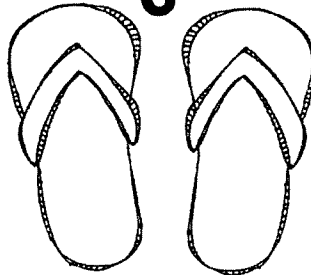
4




10



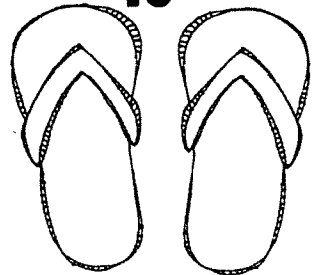
3



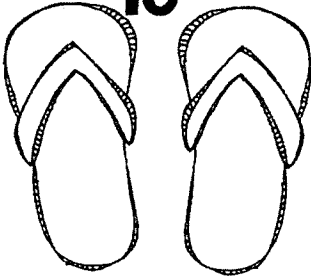
3



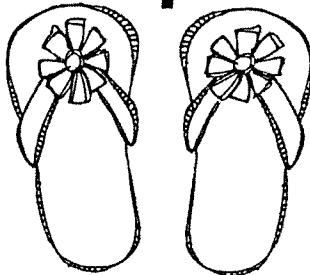
10



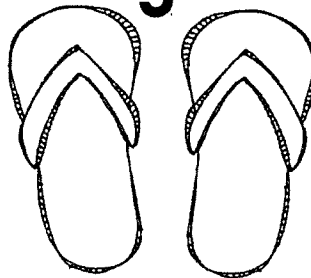
10



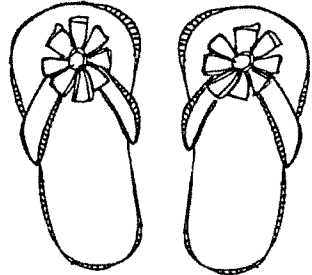
9



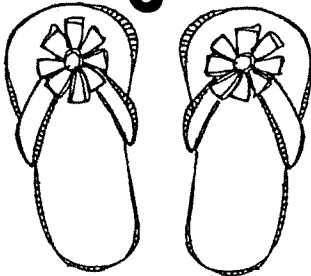
5



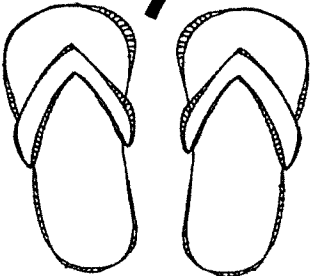
8



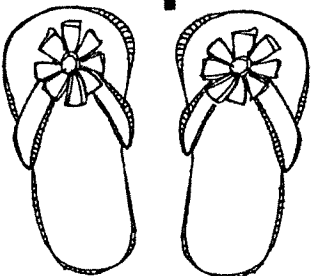
6



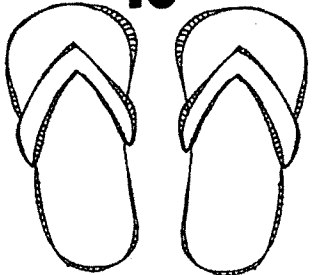
7



4

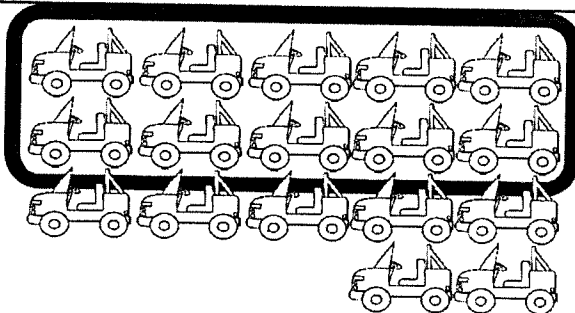


10




1st Grade Summer Packet

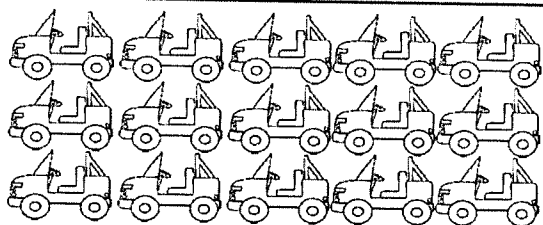
Directions: Circle each group of 10. Fill in the numbers in the Number sentence.



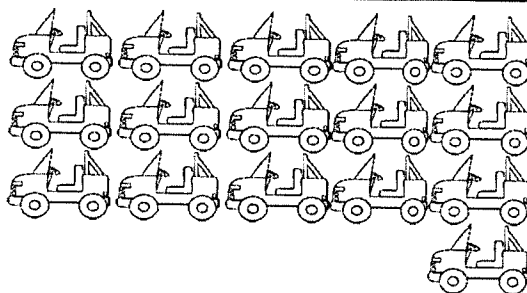
$$10 + 7 = 17$$



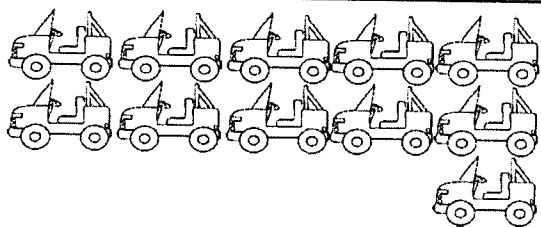
$$10 + \underline{\quad} = \underline{\quad}$$



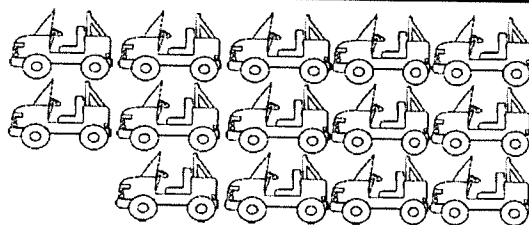
$$10 + \underline{\quad} = \underline{\quad}$$



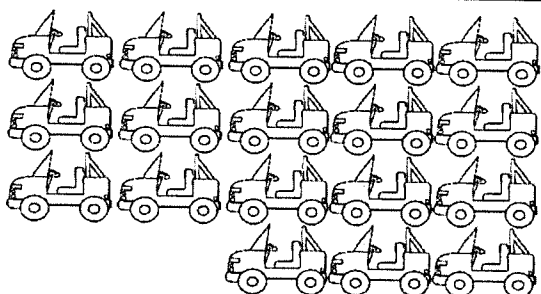
$$10 + \underline{\quad} = \underline{\quad}$$



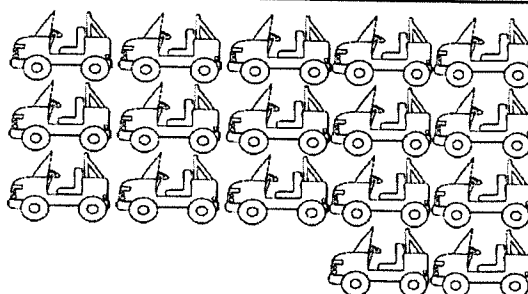
$$10 + \underline{\quad} = \underline{\quad}$$



$$10 + \underline{\quad} = \underline{\quad}$$



$$10 + \underline{\quad} = \underline{\quad}$$



$$10 + \underline{\quad} = \underline{\quad}$$

1st Grade Summer Packet

Directions: Fill in the missing numbers.

0

1

2

3

4

5

6

7

8

9

10

11

12

13

14

15

16

17

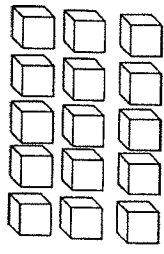
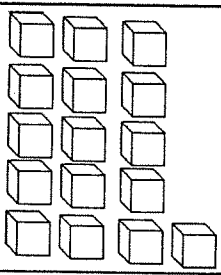
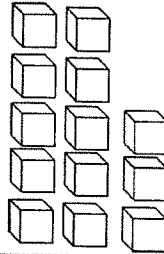
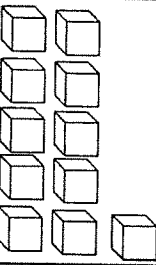
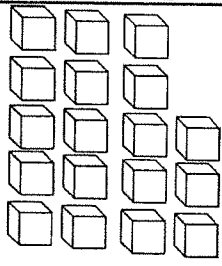
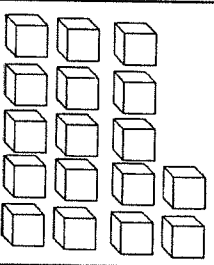
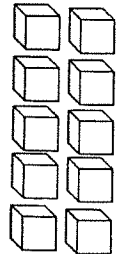
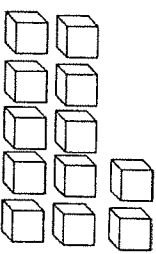
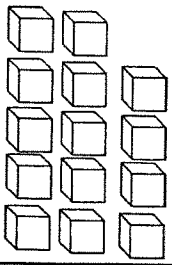

18

19


20

1st Grade Summer Packet

Directions: Count the total number of blocks and write the total on the line.

 _____	 _____
 _____	 _____
 _____	 _____
 _____	 _____
 _____	 _____

**Summer
is cool!**



1st Grade Summer Packet

Directions: Solve.

$3 + 5 = \underline{\quad}$

$6 + 2 = \underline{\quad}$

$2 + 7 = \underline{\quad}$

$5 + 3 = \underline{\quad}$

$7 + 3 = \underline{\quad}$

$3 + 2 = \underline{\quad}$

$5 + 4 = \underline{\quad}$

$6 + 3 = \underline{\quad}$

$8 + 1 = \underline{\quad}$

$5 + 5 = \underline{\quad}$

$6 + 3 = \underline{\quad}$

$9 + 1 = \underline{\quad}$

$2 + 2 = \underline{\quad}$




$3 + 5 = \underline{\quad}$

$3 + 3 = \underline{\quad}$

$6 + 2 = \underline{\quad}$

$7 + 2 = \underline{\quad}$

$2 + 7 = \underline{\quad}$



1st Grade Summer Packet

Directions: Solve.

$4 - 2 = \underline{\quad}$

$9 - 8 = \underline{\quad}$

$8 - 4 = \underline{\quad}$

$9 - 7 = \underline{\quad}$

$6 - 4 = \underline{\quad}$

$6 - 1 = \underline{\quad}$

$9 - 8 = \underline{\quad}$

$8 - 8 = \underline{\quad}$

$7 - 4 = \underline{\quad}$

$8 - 5 = \underline{\quad}$

$7 - 5 = \underline{\quad}$

$6 - 4 = \underline{\quad}$

$4 - 1 = \underline{\quad}$





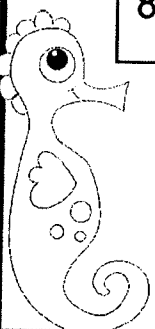
$7 - 2 = \underline{\quad}$

$5 - 2 = \underline{\quad}$


$6 - 3 = \underline{\quad}$

$8 - 4 = \underline{\quad}$

$9 - 9 = \underline{\quad}$

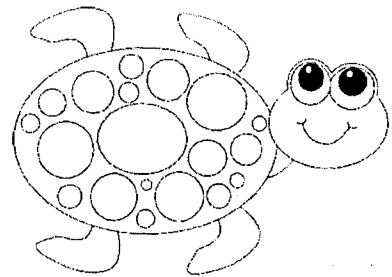




1st Grade Summer Packet



Directions: Fill in the missing numbers on the 120 chart.

1	2	3	4		6	7	8	9	10
11	12		14	15	16	17		19	20
21		23	24	25	26	27	28	29	30
31	32	33		35	36	37	38	39	40
41	42	43	44	45		47	48	49	50
51	52	53	54	55	56	57	58	59	
	62	63	64	65	66	67	68	69	70
71	72	73	74	75	76		78	79	80
81	82		84	85	86	87	88		90
91	92	93	94	95	96	97	98	99	
101	102	103	104		106	107	108	109	110
111	112	113	114	115		117	118	119	120



1st Grade Summer Packet

Directions: Write the name and value of each coin.



¢



¢



¢




¢

1st Grade Summer Packet

Directions: Circle the word that rhymes with the picture.

1.




ban

wig

fun

2.



top

rat

lid

3.




bat

ball

cup

4.




cat

bus

fig

5.



log


lip

rip

1st Grade Summer Packet

Directions: Circle the letter that has the same beginning sound as the picture.

1.



f

l

w

2.




o

t

k

3.




n

j

a

4.




c

f

i

5.



b

h

e

6.



m

r

c


1st Grade Summer Packet

Directions: Fill in the missing letters.

a b _ d e _ g h

_ j k _ m n o p _

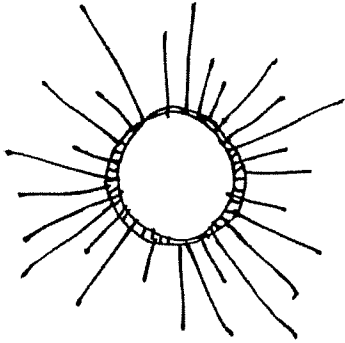
r _ t u v _ x _ z



1st Grade Summer Packet


Directions: Write in the missing letter to spell the word.

1.



su_

2.




do_

3.



fla_

4.




an_

5.



fro_

6.




ca_

1st Grade Summer Packet


Directions: Write a sentence about the picture.




The car drove down the street.




Handwriting practice lines consisting of a solid top line, a dashed middle line, and a solid bottom line.



Handwriting practice lines consisting of a solid top line, a dashed middle line, and a solid bottom line.



Handwriting practice lines consisting of a solid top line, a dashed middle line, and a solid bottom line.



Handwriting practice lines consisting of a solid top line, a dashed middle line, and a solid bottom line.

1st Grade Summer Packet

Directions: Read the text below, then answer the questions.

The Cat

There was a big
cat  who sat on
a  mat. The cat
loved to drink milk 
and play with his
sock.  One day cat
got  lost and
found a new friend
named little cat who
sat on a mat. 

1st Grade Summer Packet

Directions: Answer the questions in complete sentences.

1. The cat sat on a _____

2. What did the cat like to drink?


3. What did the cat play with in the text?

4. What friend did big cat make?


5. Draw a picture of what you think will happen next. Write a sentence to explain your picture.

1st Grade Summer Packet

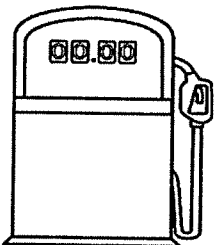
Directions: Look at each picture. Read the short vowel word and fill in the missing letters to write the word on the line.



h




cr



g



at




pple




b t

1st Grade Summer Packet

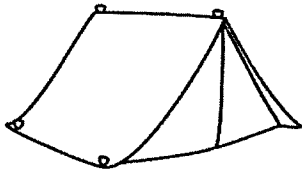
Directions: Look at each picture. Read the short vowel word and fill in the missing letters to write the word on the line.



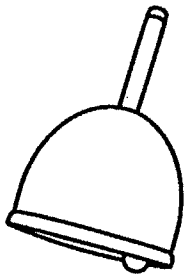
w b




e



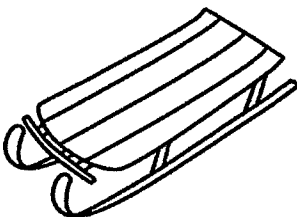
t t



ll




we




sl

1st Grade Summer Packet


Directions: Look at each picture. Read the short vowel word and fill in the missing letters to write the word on the line.




m lk



gloo




br ck



tw g



g ft



m ttens

1st Grade Summer Packet


Directions: Look at each picture. Read the short vowel word and fill in the missing letters to write the word on the line.




s ck




f x




p



fr g




d g




ox

1st Grade Summer Packet


Directions: Look at each picture. Read the short vowel word and fill in the missing letters to write the word on the line.



us




cu



dmp



ut



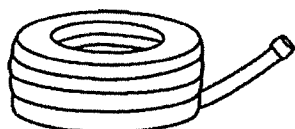


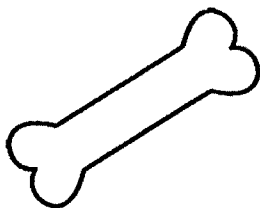
plm



mbrella

1st Grade Summer Packet

Directions: Look at the picture, think of the letter that each picture starts with. Draw a line to match.



h

r

c

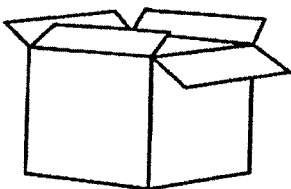


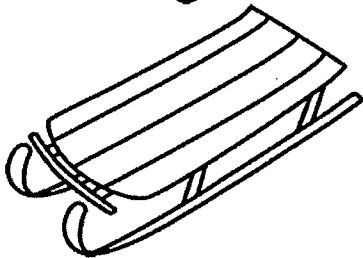


b

s

f

1st Grade Summer Packet

Directions: Look at each picture. Draw a line from the picture to the word that rhymes.



bed

hut

well











fox

tub


log

1st Grade Summer Packet


Directions: Draw a line from each word to the correct category listed below.



shapes



foods



colors

1st Grade Summer Packet

Directions: Fill in the sentence using an action verb from the box below.

We _____ the ball.

I _____ up and down.


My sister and I _____ to the store.

We _____ and play outside.

I _____ with my toys.

The teacher says not to _____ in line.

kick jump run
walk play
push



1st Grade Summer Packet

Directions: Fill in the sentence using a noun from the box below.

The _____ was barking.


We like to play at the _____.

The _____ drank some milk.

I found a colorful _____.

The bird was sitting in the _____.

The _____ was very bright.



dog tree park
cat sun
shell

1st Grade Summer Packet

Directions: Match the preposition with the sentence.

Please
come -----
me.

Stay --- of
the table.

He got it
---- his
teacher.

She put ----
her coat.

She turned
--- her
paper.

We will go
---- later
today.

She went
---- him to
the store.

to

from

in

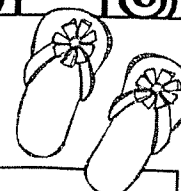
out

on









off

with









1st Grade Summer Packet



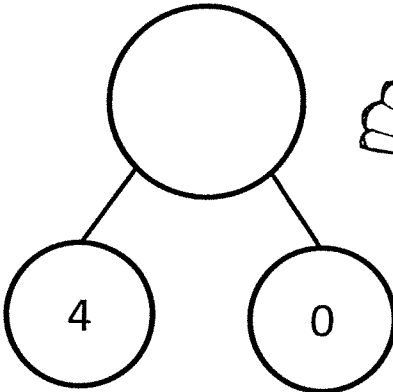

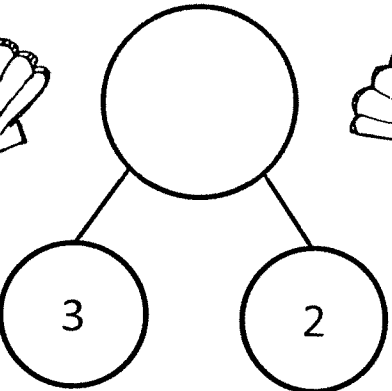


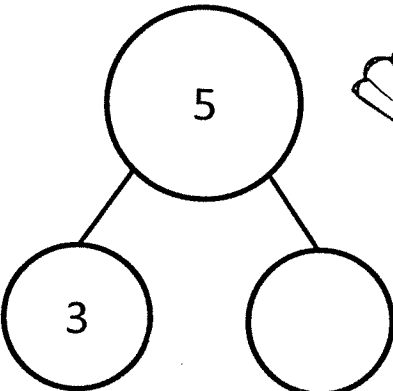

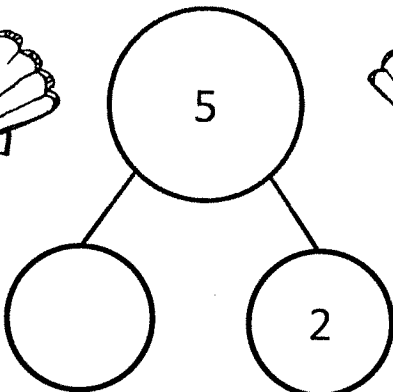

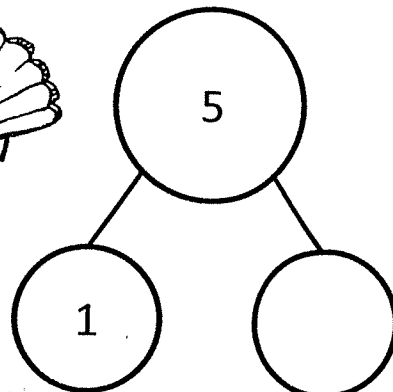
Directions: Answer each number sentence.

 $2 + 3 = \underline{\quad}$	 $2 + 2 = \underline{\quad}$	 $3 + 1 = \underline{\quad}$	 $4 + 0 = \underline{\quad}$
 $4 + 1 = \underline{\quad}$	 $1 + 3 = \underline{\quad}$	 $3 + 2 = \underline{\quad}$	 $1 + 1 = \underline{\quad}$

Directions: Answer each number sentence.


 $5 - 2 = \underline{\quad}$	 $3 - 2 = \underline{\quad}$	 $2 - 1 = \underline{\quad}$	 $1 - 1 = \underline{\quad}$
 $4 - 3 = \underline{\quad}$	 $5 - 1 = \underline{\quad}$	 $4 - 1 = \underline{\quad}$	 $5 - 1 = \underline{\quad}$

Directions: Fill in the missing numbers.



				
				

1st Grade Summer Packet



Directions: Compare the two groups of objects using more than, less than, or equal to. Circle the correct answer in the middle box.





more than
less than
equal to





more than
less than
equal to




more than
less than
equal to



more than
less than
equal to



more than
less than
equal to



1st Grade Summer Packet

Sammy saw 7 fish in the fish tank. The store added 2 more fish to the tank. How many fish are there now?

In the ocean there were 3 jellyfish. 5 more jellyfish joined them. How many fish are there now?

There were 10 shells on the beach. Sue picked up 6 shells and put them in her pail. How many shells did Sue leave on the beach?


Matt built 4 sandcastles with his dad. Then Matt built 3 more sandcastles. How many sandcastles are there now?

A crab was crawling on a beach. He crawled over 2 shells and then 8 more shells. How many shells did he crawl over altogether?


Bess placed 10 shells in her pail. 7 of them were large shells and the rest were small shells. How many were small shells?

1st Grade Summer Packet

Directions: Compare the numbers, and fill in the blank with the correct symbol. (<, >, or =)




2




5

4




6

1




1

5




10

10




9

8




9

3




7

0




10

6

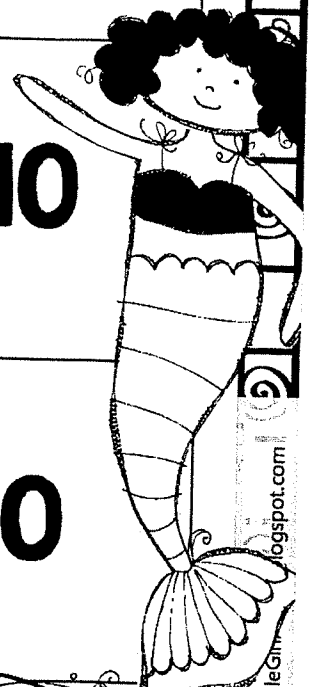


8

1

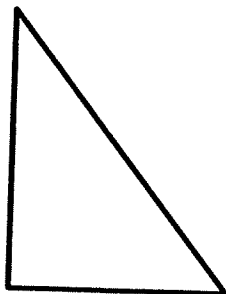



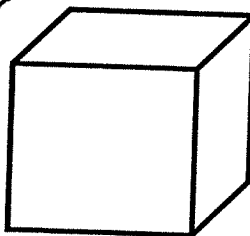
0




1st Grade Summer Packet


Directions: Look at each shape. Write the name of each shape.

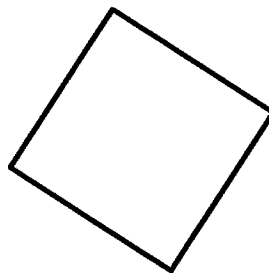





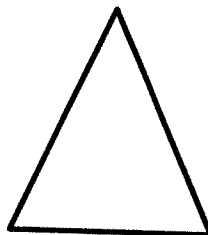




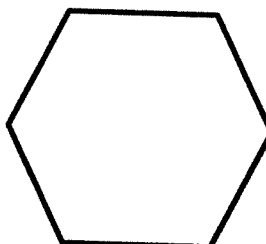












SUMMER

KINDER REVIEW & FIRST GRADE READINESS



name _____

©SIMPLYkinder

Trace the alphabet.


A B C D E F G

H I J K L M N

O P Q R S T U

V W X Y Z

Write the alphabet on your own.



Trace the alphabet.

a b c d e f g h

i j k l m n o p q

r s t u v w x y z

Write the alphabet on your own.



SWIMMING POOL SPELLING



Write each word four times.

1 here

2

3

4

1 can

2

3

4

1 look

2

3

4

1 the

2

3

4

1 we


2

3

4

SANDCASTLE SPELLING

Write each word four times.



1 this

2

3

4

1 have

2

3

4

1 little

2

3

4

1 came

2

3

4

1 with

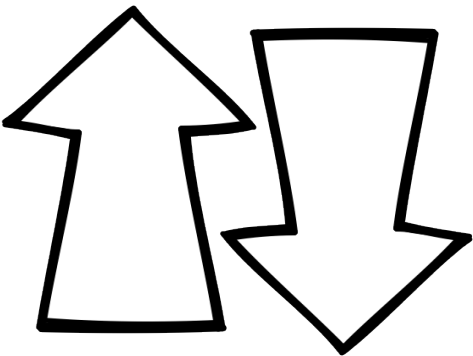
2

3

4

SWIMMING WORDS

Write the words in upper and then lower case letters.



UPPER CASE LETTERS

lower case letters

make



away



play



said


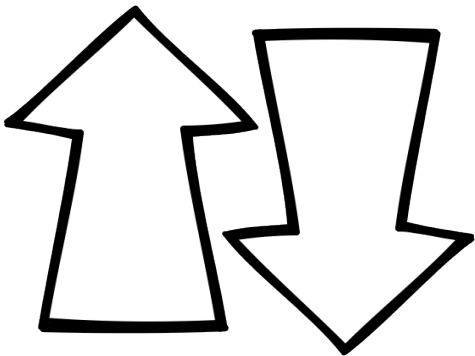


come



SWIMMING WORDS


Write the words in upper and then lower case letters.



UPPER CASE LETTERS

lower case letters


look



then




were



them




will



name _____

Summer Cell Spelling

Write the word on the line and then write the phone number in the box above.



where



1	2	3
4	5	6
7	8	9
*	0	#

and



1	2	3
4	5	6
7	8	9
*	0	#

help



1	2	3
4	5	6
7	8	9
*	0	#

one

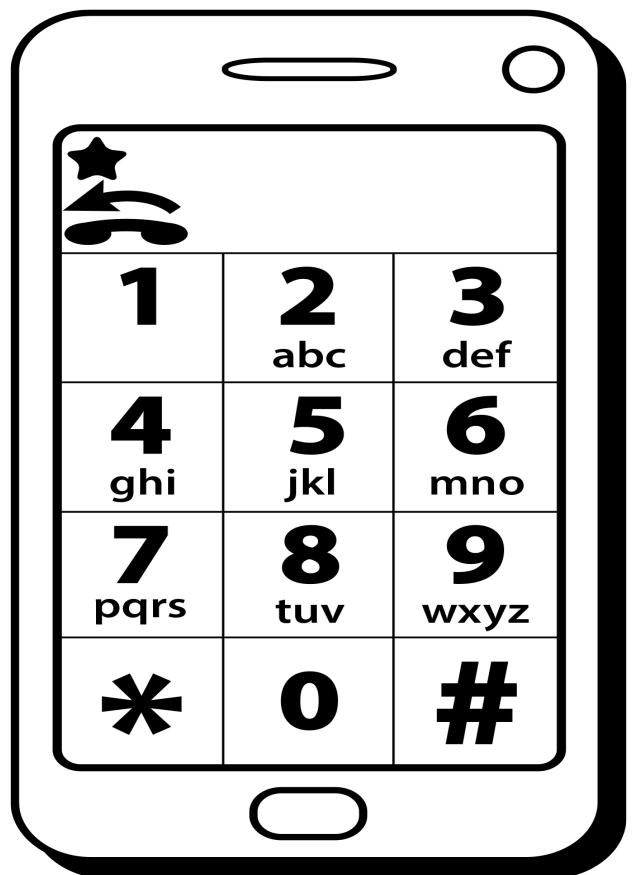


1	2	3
4	5	6
7	8	9
*	0	#

look




1	2	3
4	5	6
7	8	9
*	0	#



Summer Cell Spelling

Write the word on the line and then write the phone number in the box above.



your



1	2	3
4	5	6
7	8	9
*	0	#

went



1	2	3
4	5	6
7	8	9
*	0	#

take



1	2	3
4	5	6
7	8	9
*	0	#

big

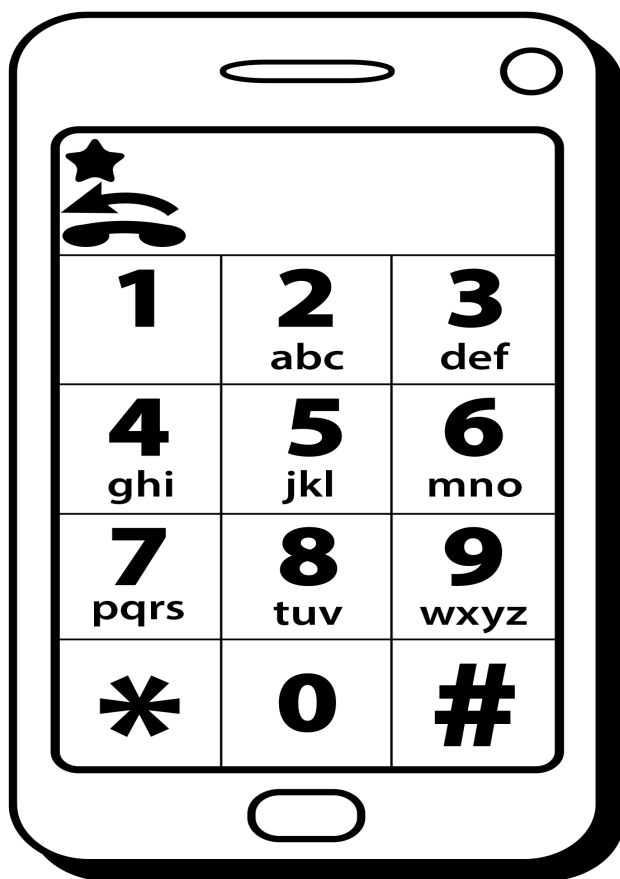


1	2	3
4	5	6
7	8	9
*	0	#

long




1	2	3
4	5	6
7	8	9
*	0	#




Star Sentences


Write a sentence for each picture .



Handwriting practice lines for the first picture, consisting of five sets of three horizontal lines (top, middle dashed, bottom).




Handwriting practice lines for the second picture, consisting of five sets of three horizontal lines (top, middle dashed, bottom).



Handwriting practice lines for the third picture, consisting of five sets of three horizontal lines (top, middle dashed, bottom).

Star Sentences

Write a sentence for each picture .








Name _____

©SIMPLY kinder

Ice Cream ABC Order



Cut out the
words and
glue into ABC
order.

joke

make

kite


lake

note

Name _____

©SIMPLY kinder

Ice Cream ABC Order



Cut out the
words and
glue into ABC
order.

put

how

blue

would

did

ABC Order

Write the words in ABC order.



- ☐ boat
- ☐ swim
- ☐ tube
- ☐ hose
- ☐ popsicle
- ☐ frog
- ☐ kite
- ☐ play
- ☐ water
- ☐ dive

1. _____

2. _____

3. _____

4. _____

5. _____

6. _____

7. _____

8. _____


9. _____

10. _____

a b c d e f g h i j k l m n o p q r s t u v w x y z

ABC Order

Write the words in ABC order.



- ☐ sun
- ☐ bike
- ☐ grass
- ☐ turtle
- ☐ ice cream
- ☐ water
- ☐ park
- ☐ zoo
- ☐ fish
- ☐ read

1. _____

2. _____

3. _____

4. _____

5. _____

6. _____

7. _____

8. _____




9. _____

10. _____

a b c d e f g h i j k l m n o p q r s t u v w x y z

Crabby Words




Read the words and then
color them the correct color.



bun	top	cut	pet
tug	pot	rug	jog
fog	den	nut	fed
jug	bet	hot	pug
red	sun	pen	leg
hog	pot	ten	got
fun	wet	mug	not

Hippopotamus Words

Read the words and then
color them the correct color.



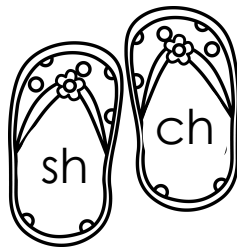

fed	wed	bed	pin
rap	get	big	hip
pen	red	hit	mat
bag	cat	lid	pen
lip	bag	bat	map
beg	rip	tap	nap
hat	pig	pan	can

Flip Flop Words

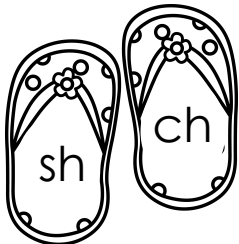

Write the sound from the flip flop to finish the word for the picture shown.



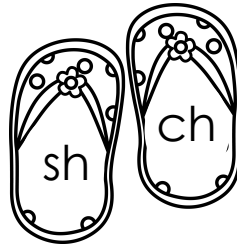

_____erry



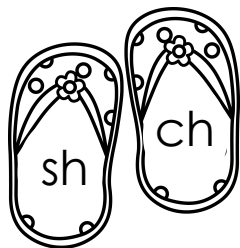

_____ell



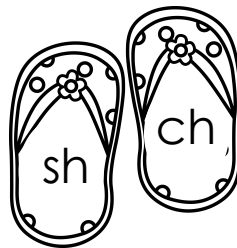
_____ark



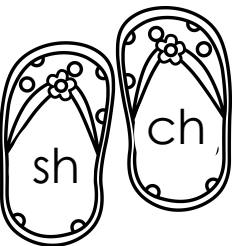

_____ick



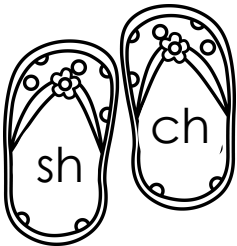

_____est



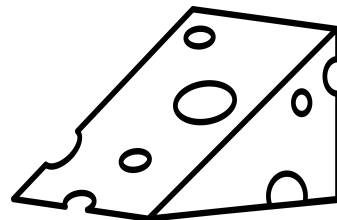
_____ip



_____eep



_____eese

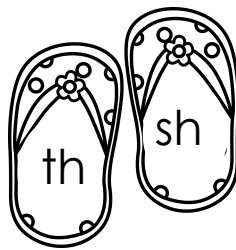



Flip Flop Words

Write the sound from the flip flop to finish the word for the picture shown.



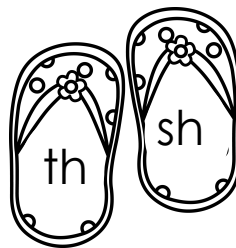

_____ irt



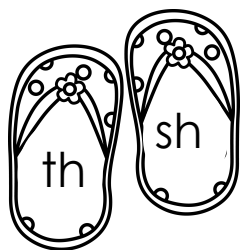
_____ ree



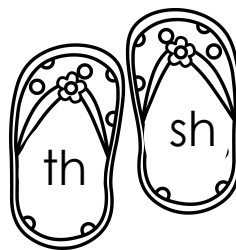
bu _____



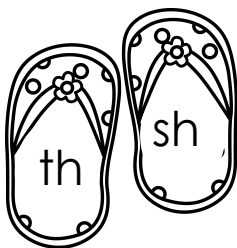

_____ row



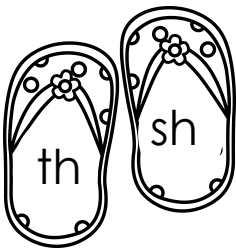

_____ umb



tra _____



_____ orts






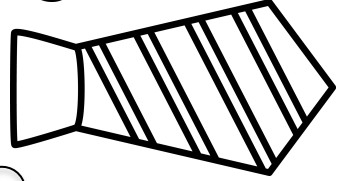




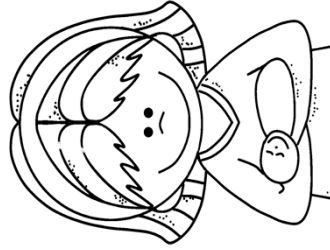


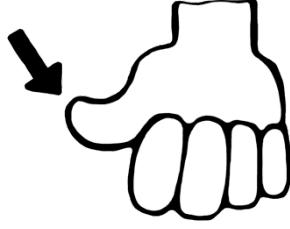


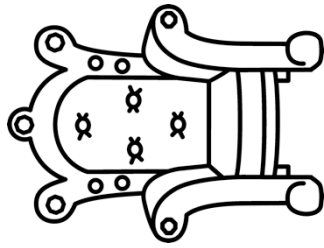
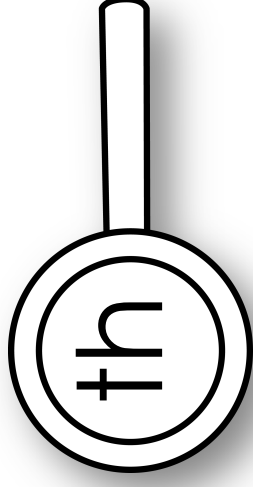
_____ ink



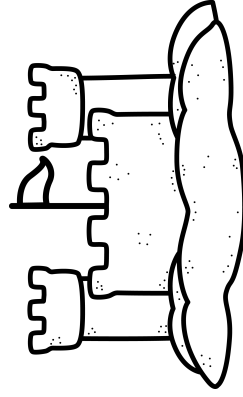

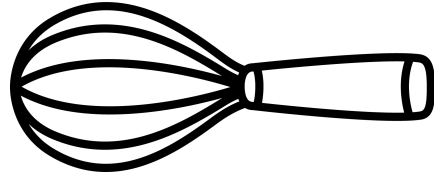


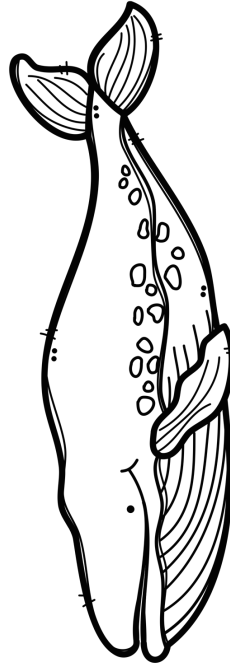

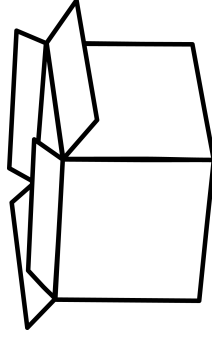




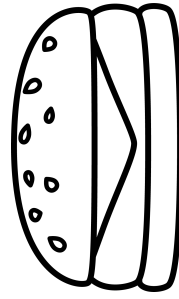


name _____

Color only the pictures that have the sound in it.

I spy with my little eye





I spy with my little eye



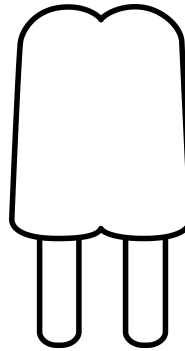
Sunshine Syllables

Say the word aloud and color the circle that has the correct number of syllables




2

3




5

3




2

4



4

3




4

3




2

4



1

3





3

2


Sunshine Syllables

Say the word aloud and color the circle that has the correct number of syllables




1

3




5

3




2

4




4

3




2

3




2

4



1

3




1

2

SHORT & LONG VOWEL SORT

Write the words from the sand in the correct bucket.



nut

cake

cat

pad

set

hope

poke


kite

tape

hot

SHORT & LONG VOWEL SORT

Write the words from the sand in the correct bucket.



SHORT

LONG

hog

rake

time

dig

tap

rope

note

bug

dime


tug

Ice Cream Treats

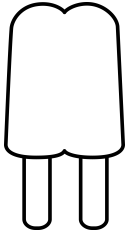
truck



eat




popsicle



ice cream



My story plan:




Write a story using the ideas above.

Handwriting practice lines consisting of solid top and bottom lines with a dashed middle line. There are four sets of these lines for writing a story.

A Day At The Beach

sandcastle




pail



swim



shell



My story plan:

A large empty rectangular box with a decorative border, intended for a student to write their story plan.

Write a story using the ideas above.



A large area with horizontal lines for writing a story. It consists of four sets of three lines each (top solid, middle dashed, bottom solid), providing a guide for letter height.

Just Read It

Pick the sentence that matches the picture.

☐ The frog is sitting.

☐ The sun is hot.



☐ The bus goes fast.

☐ This is a big tree.

☐ She can ride a bike.

☐ She is on a rock.



☐ I have flip flops.


☐ He has a pet dog.

Just Read It

Pick the sentence that matches the picture.

☐ The dog is running.

☐ I make my lunch.





☐ We got some shells.

☐ I swim like a fish.

☐ He has a fun cat.

☐ I take a plane.

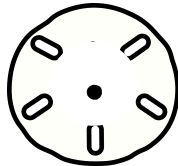


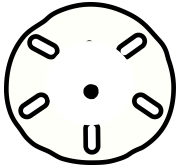


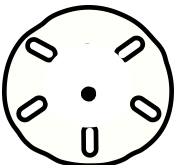


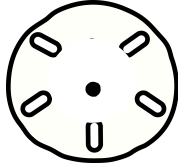


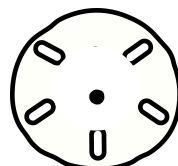


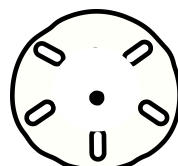


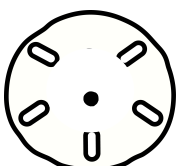


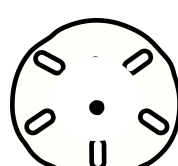




☐ The duck is yellow.

☐ The bed is made.

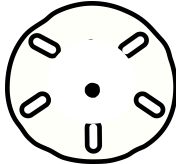


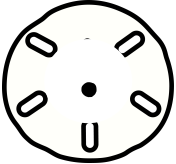


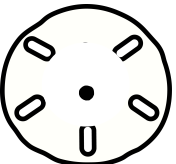


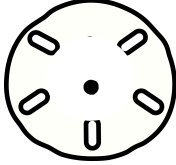

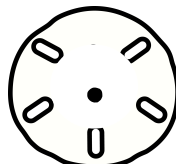


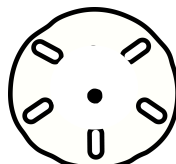


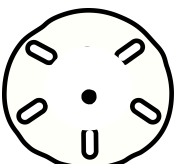





Punctuation Pick

Read the sentence and color only the shell with the right ending mark.

Can I eat this			
I am very hot			
He is in the tree			
Will he run fast			
Can I fly the kite			
She is swimming			
What do you like			
Go home			


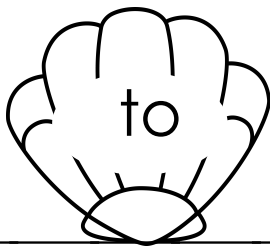
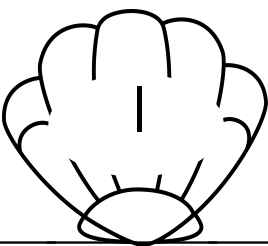

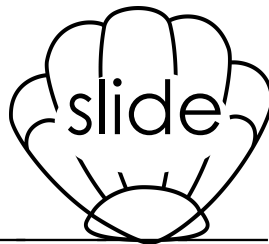








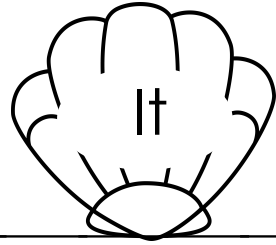



Punctuation Pick

Read the sentence and color only the shell with the right ending mark.

I eat ice cream			
Is it hot out			
What is he doing			
Do not touch			
Frogs are green			
We can run fast			
My dog is brown			
What is for lunch			







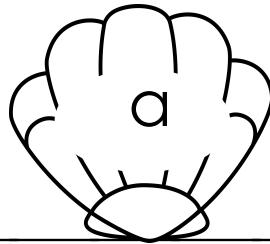



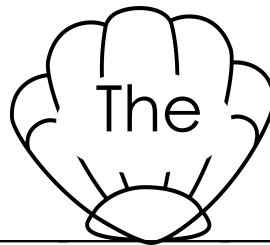



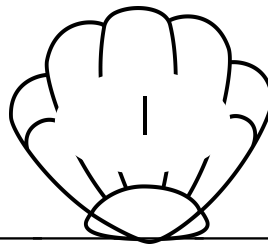


Sea Shell Scramble

Put the words in the right order to make a sentence.



Sea Shell Scramble

Put the words in the right order to make a sentence.



Cake at the Lake

Dave and Jake went to the lake.
Jane was at the lake, too. Jane's
mom gave her a cake to take to the
lake. Dave, Jake, and Jane looked for a place to
have cake. They found a cave. They got out of the
sun in the shade of the cave. They put the cake on
plates and ate. You could see frosting on Jake's
face!




① Who went to the lake?

② What did Jane take to the lake?

③ Why did they eat cake in a cave?

My Friend Mike

This is Mike Price. I met Mike at the park. He was so nice. He had a shirt just like mine! At the park, we rode our bikes. We went down the slide. Mike and I also played with white kites. Then we had a slice of cake. It was so fun to be in the sunshine with my friend Mike!




① Where did the two friends meet?

② What is one thing they did at the park?

③ What color were the kites?

The Note

Today I broke a bone. The bone is in my nose, so I broke my nose! I got on the phone to tell Sam about my nose. When I got home, I saw a note. Sam wrote me a note. It said, "I hope you feel better!" There was a rose with the note. Sam is such a good friend!




① What bone did she break?

② How did she tell Sam she broke her nose?

③ What was with the note?

Tule the Mule

My mom and dad got me a gift. It is a pet. They got me a mule! He is huge. I named



my mule Tule. Today I gave him some ice cubes. My mule was licking the ice cubes. It was so cute. I am glad my mom and dad gave me a gift I can use!

Tule makes me smile!



① What did mom and dad get her?

② What did she give her mule?

③ What does Tule make her do?

Name: _____

Reading Comprehension


Reading



I am Brad and I love to read.

I like to read a book with my friends.

We like to read a book about puppies.



1. Who loves to read?

- a. Ben
- b. Brad
- c. Jen



2. I like to read a book with _____.

- a. my friends
- b. my mom
- c. my dad



3. We read a book about _____.

- a. kittens
- b. cubs
- c. puppies



Name: _____

Reading Comprehension

Playing Soccer

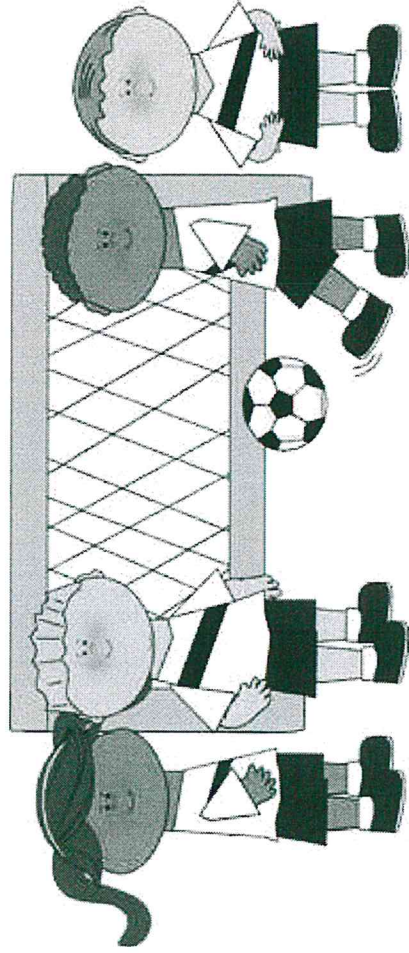
Emma loves soccer.

Emma will play with

her friends.

Emma can run fast and

kick the ball into the net.



1. Who loves soccer?

- a. Jenna
- b. Emma
- c. Lisa



2. Emma will play with _____.

- a. his friends
- b. her friends
- c. Mat



3. Emma can _____.

- a. jump high
- b. run fast
- c. hop



Name: _____

Reading Comprehension

Drawing


The kids love to draw.

Jack draws a car.

Jen draws a house.

Jill draws a circle.

Sara draws a heart and a sun.



1. Who loves to draw?

- a. The kids
- b. Emma
- c. Lisa



2. Jack draws a _____.

- a. ball
- b. circle
- c. car



3. Jill draws a _____.

- a. circle
- b. heart
- c. sun



Name: _____

Reading Comprehension


Sledding

The boys and the girls

love to go sledding.

They will sled down the hill.

Sledding is so much fun!



1. Who will go sledding?

- a. the boys and the girls
- b. the boys
- c. the girls



2. They love to _____.

- a. run
- b. play ball
- c. go sledding



3. They will _____.

- a. sled up the hill
- b. sled down the hill
- c. make a snowman



Name: _____

Reading Comprehension

School




This is my school.

It is red and big.

I have a lot of friends.

I like going to school.



1. My school is _____.

- a. red and little
- b. red and big
- c. blue and big



2. I have a lot of _____.

- a. foods
- b. pencils
- c. friends



3. I like going to _____.

- a. school
- b. the store
- c. the farm



Name: _____

Reading Comprehension


Playing in the Snow

Ben loves winter.

He can play in the snow.

He will play with Sam.

They will have so much fun!



1. Ben loves _____.

a. fall

b. winter

c. summer

2. He can play in _____.

a. the snow

b. the park

c. the pond

3. Ben will play with _____.

a. Matt

b. Max

c. Sam



Name: _____

Reading Comprehension

At the Farm


I went to the farm

with my family.

I saw a big horse at the farm.

The horse was brown.

The horse can run fast.



1. I went to the _____.

a. farm

b. park

c. zoo

2. I saw a big _____.

a. cat

b. horse

c. fish

3. The horse can _____.

a. run fast

b. hops

c. lay eggs



Name: _____

Reading Comprehension

Apple Picking

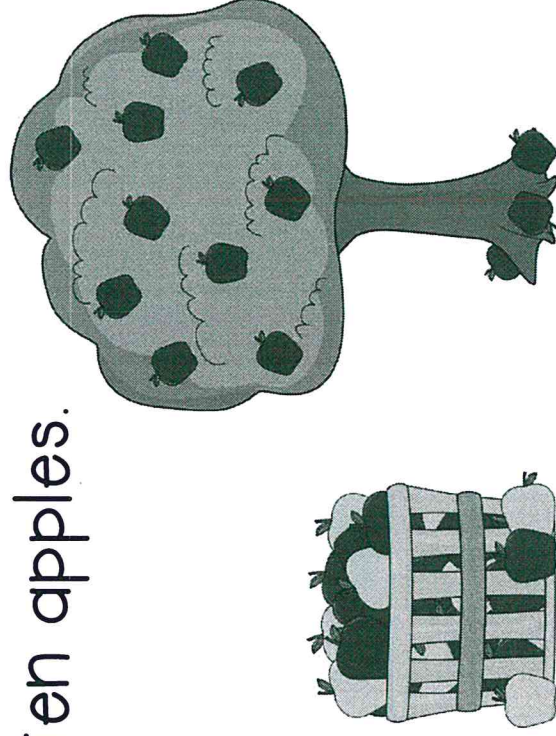


I like to pick apples.

There are red apples
and green apples.

I like red apples the best.

I pick ten apples.



1. What do I like to do?

- a. run
- b. jump
- c. pick apples



2. What colors are the apples?

- a. red and blue
- b. red and green
- c. green and yellow



3. How many apples did I pick?

- a. seven apples
- b. nine apples
- c. ten apples

