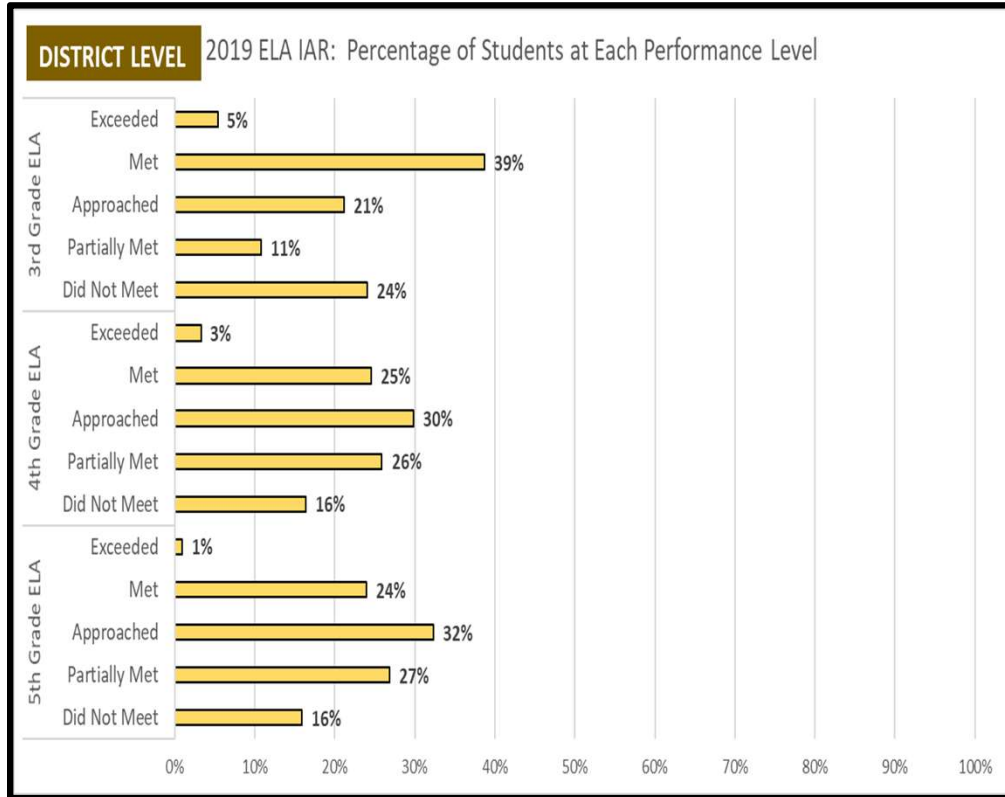
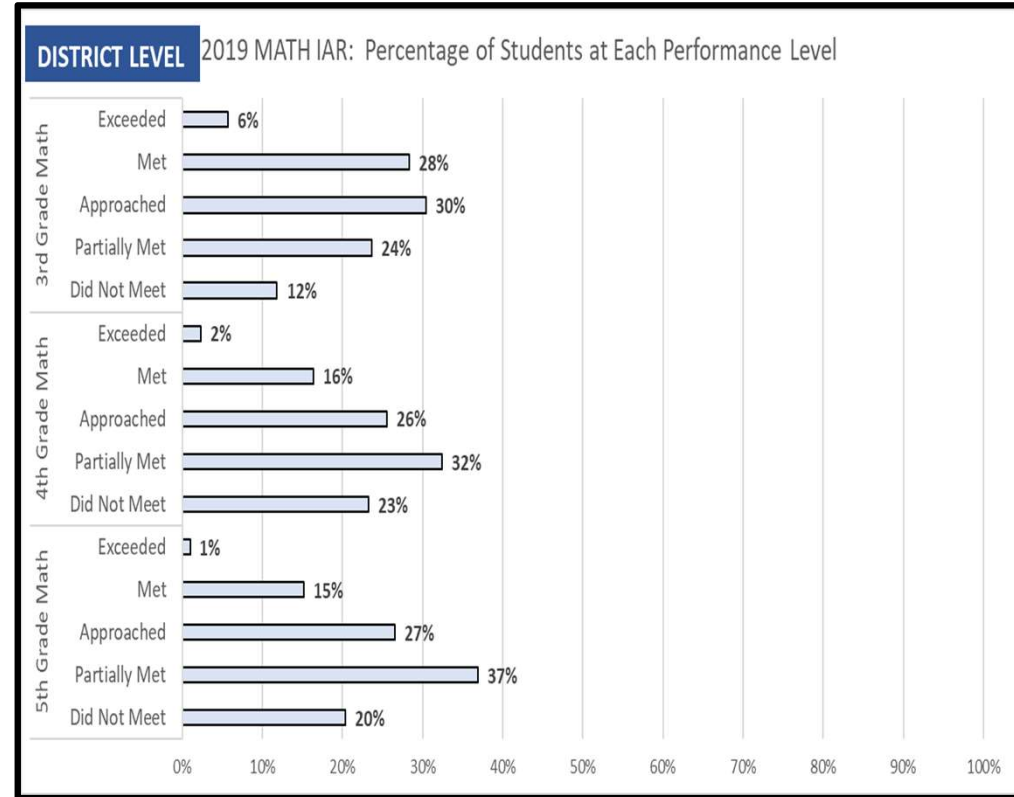


## District 2018-19 ELA



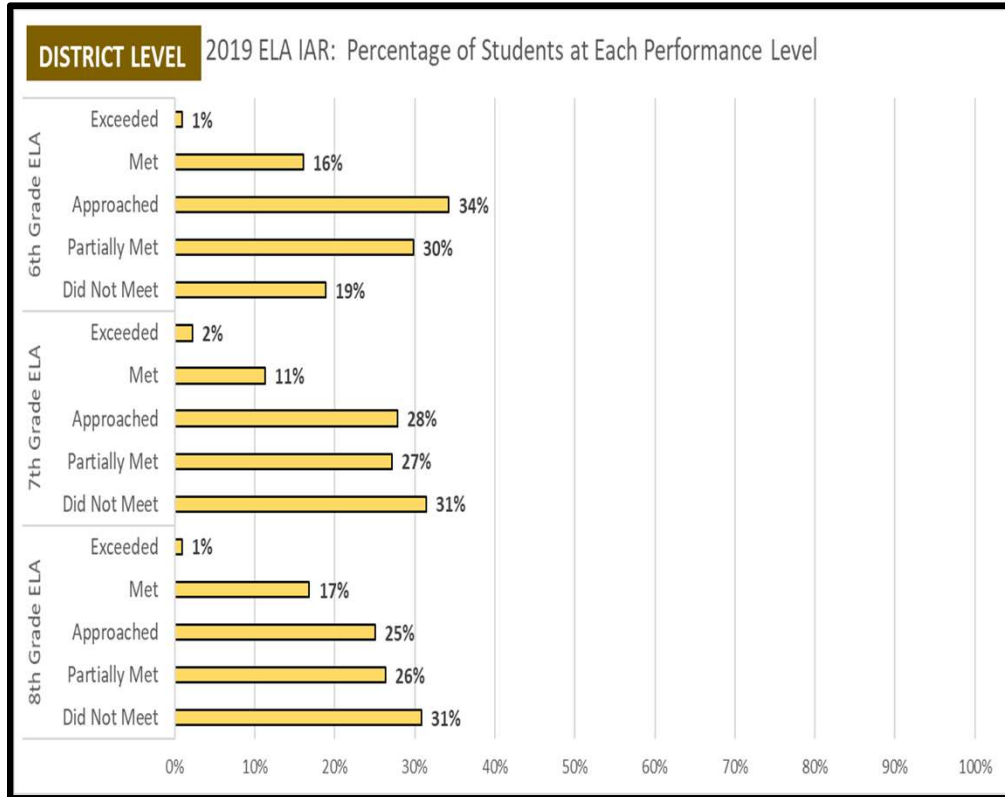
	2016 % M/E	2017 % M/E	2018 % M/E	2019 % M/E
3rd	26.9%	33.4%	36.2 %	44 %
4th	19.6 %	32.7 %	33.4 %	28 %
5th	20.6 %	25.1 %	31.3 %	25 %

## District 2018-19 Math



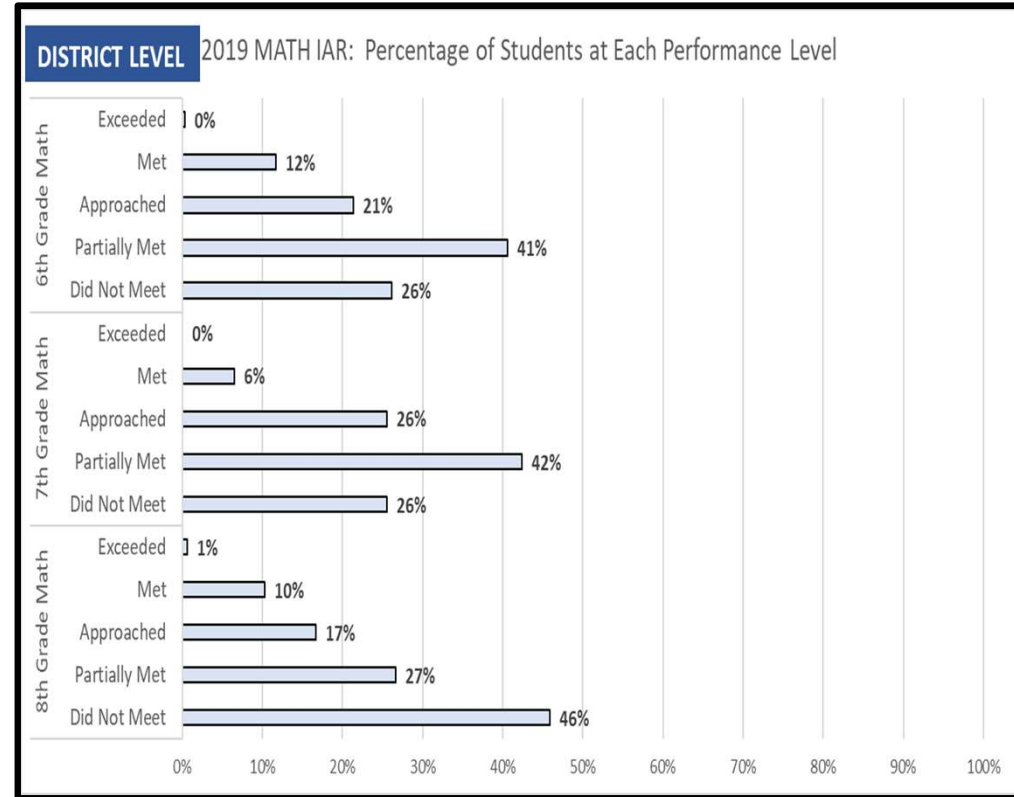
	2016 % M/E	2017 % M/E	2018 % M/E	2019 % M/E
3 <sup>rd</sup>	26.6 %	33.0 %	31.2 %	34 %
4 <sup>th</sup>	15.9 %	23.8 %	24.2 %	19 %
5 <sup>th</sup>	14.3 %	11.7 %	18.7 %	16 %

## District 2018-19 ELA



	2016 % M/E	2017 % M/E	2018 % M/E	2019 % M/E
6 <sup>th</sup>	13.7 %	14.6 %	9.0 %	17 %
7 <sup>th</sup>	16.9 %	18.6 %	17.1 %	14 %
8 <sup>th</sup>	18.5 %	12.1 %	15.0 %	18 %

## District 2018-19 Math



	2016 % M/E	2017 % M/E	2018 % M/E	2019 % M/E
6 <sup>th</sup>	10.6 %	6.4 %	9.0 %	12 %
7 <sup>th</sup>	5.4 %	6.0 %	8.5 %	6 %
8 <sup>th</sup>	4.6 %	11.7 %	8.1 %	11 %