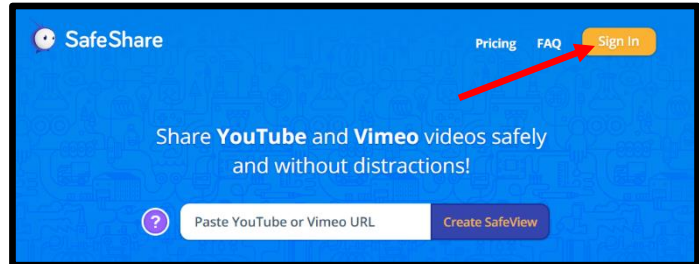
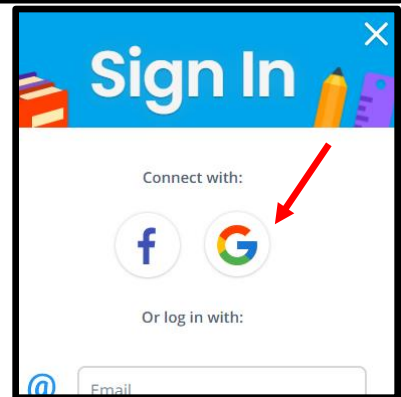


SafeShare.tv

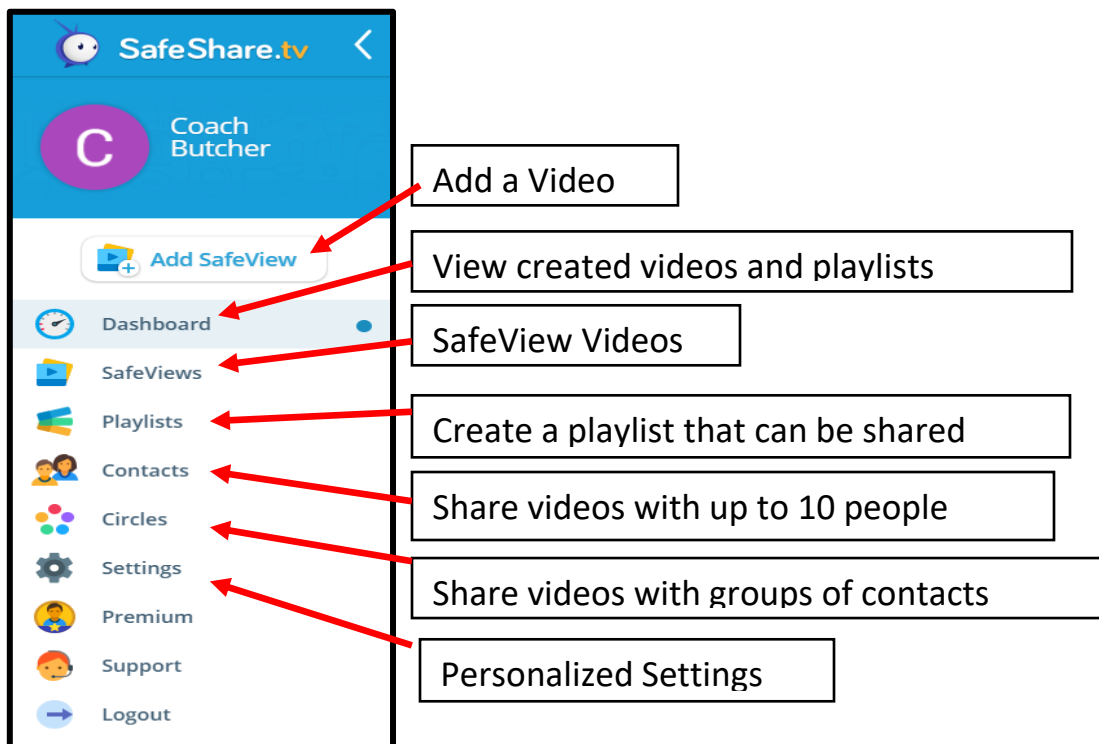
Select Sign In



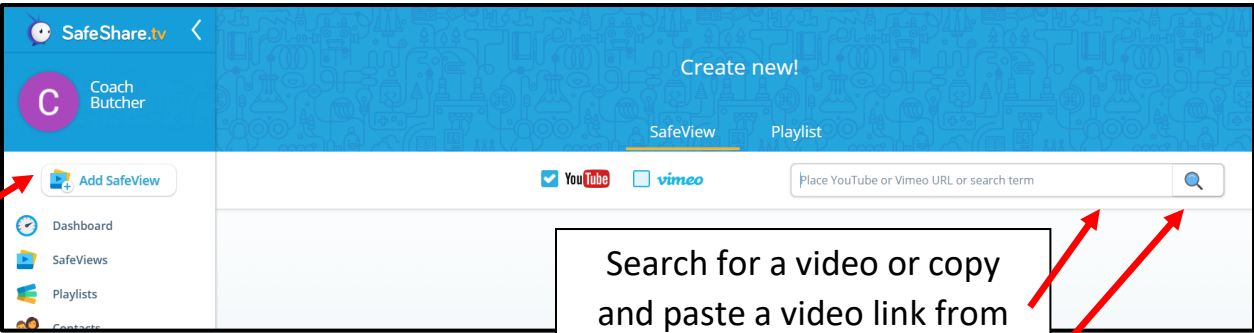
Select Sign In with Google



Dashboard Options




Adding a SafeView Video

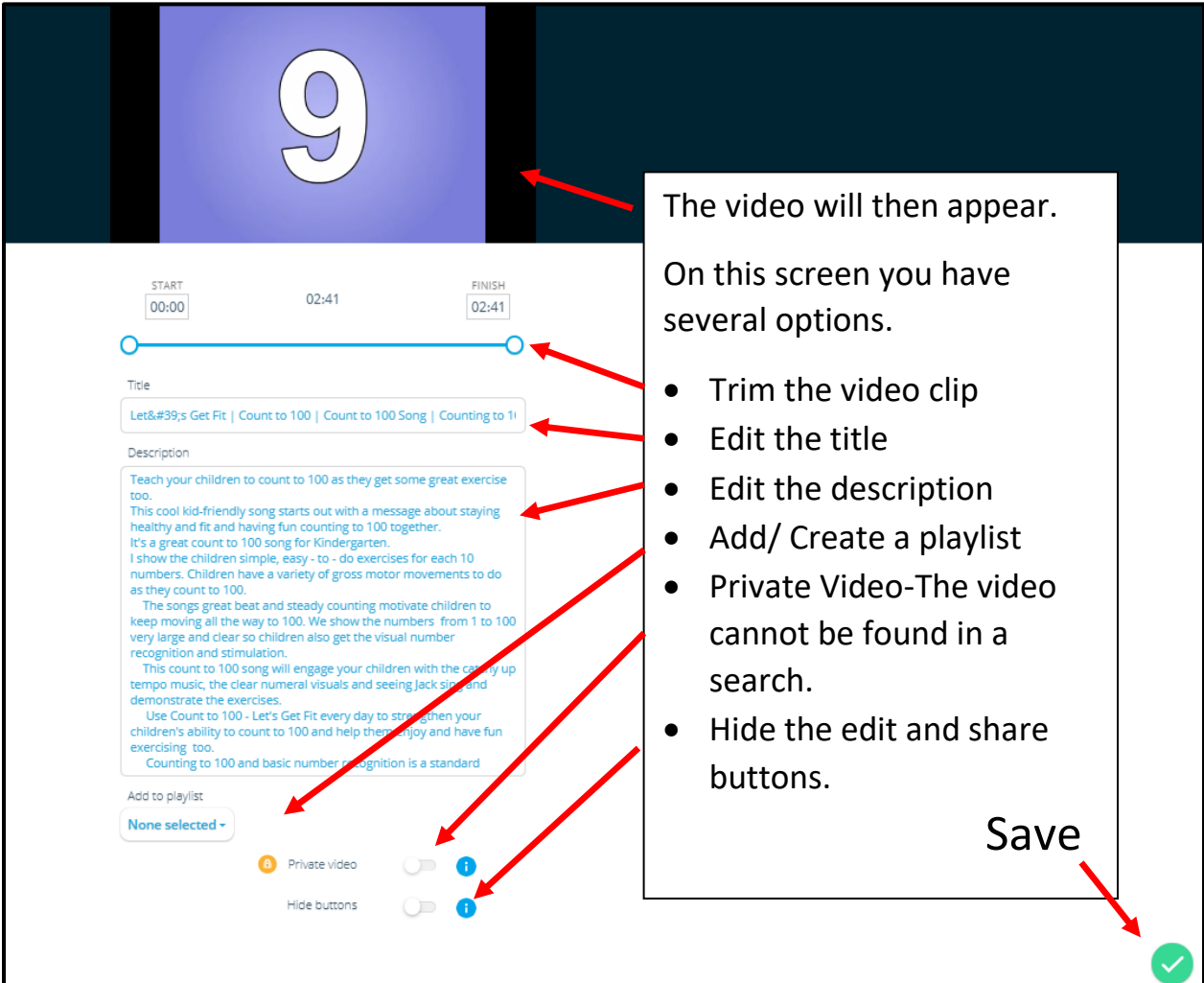


The screenshot shows the SafeShare.tv dashboard for a user named 'Coach Butcher'. A red arrow points to the 'Add SafeView' button in the left sidebar. Another red arrow points to the search bar at the top right, which contains the text 'Place YouTube or Vimeo URL or search term'. A third red arrow points to the search icon in the search bar.

Preview video content before posting

Search for a video or copy and paste a video link from YouTube.

Then select the 




The screenshot shows the video editing interface. At the top, there is a video player showing a large number '9'. Below the player, there is a timeline with 'START' at 00:00 and 'FINISH' at 02:41. The title is 'Let's Get Fit | Count to 100 | Count to 100 Song | Counting to 100'. The description is 'Teach your children to count to 100 as they get some great exercise too. This cool kid-friendly song starts out with a message about staying healthy and fit and having fun counting to 100 together. It's a great count to 100 song for Kindergarten. I show the children simple, easy - to - do exercises for each 10 numbers. Children have a variety of gross motor movements to do as they count to 100. The song's great beat and steady counting motivate children to keep moving all the way to 100. We show the numbers from 1 to 100 very large and clear so children also get the visual number recognition and stimulation. This count to 100 song will engage your children with the catchy up tempo music, the clear numeral visuals and seeing Jack sing and demonstrate the exercises. Use Count to 100 - Let's Get Fit every day to strengthen your children's ability to count to 100 and help them enjoy and have fun exercising too. Counting to 100 and basic number recognition is a standard'. There are two toggle switches at the bottom: 'Private video' and 'Hide buttons'. A red arrow points to the 'Save' button at the bottom right, which is a green checkmark icon.

The video will then appear.

On this screen you have several options.

- Trim the video clip
- Edit the title
- Edit the description
- Add/ Create a playlist
- Private Video-The video cannot be found in a search.
- Hide the edit and share buttons.

Save 

Dashboard

The free account allows for 20 SafeViews. When the limit is reached delete videos and then create more.

The dashboard offers several options

1. Select the video to share.
2. Use the options at the bottom right corner.

Play the Video

Edit the Video

Remove the Video

Add a new Video

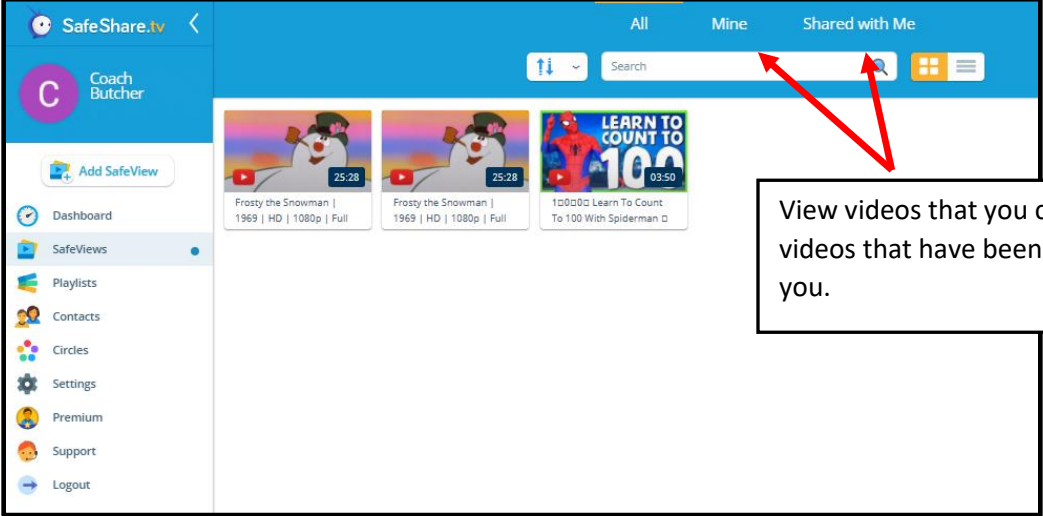
Share SafeView

https://safeshare.tv/x/ss5fcfd7ab47 Copy

The screenshot shows the SafeShare.tv dashboard for a user named 'Coach Butcher'. The left sidebar contains navigation links: Dashboard, SafeViews, Playlists, Contacts, Circles, Settings, Premium, Support, and Logout. The main area displays a 'SafeViews' section with a limit of 20, a list of videos (including 'Frosty the Snowman' and 'Learn To Count To 100'), and a 'Subscribe' button. A 'Share SafeView' modal is open, showing sharing options (Twitter, Facebook, WhatsApp, Telegram, Email, Print) and a QR code. A text box at the bottom of the modal shows a URL and a 'Copy' button. Red arrows point from text boxes to specific UI elements: the account limit, the dashboard sidebar, a video thumbnail, and the bottom right action icons (play, edit, remove, add).

Preview video content before posting

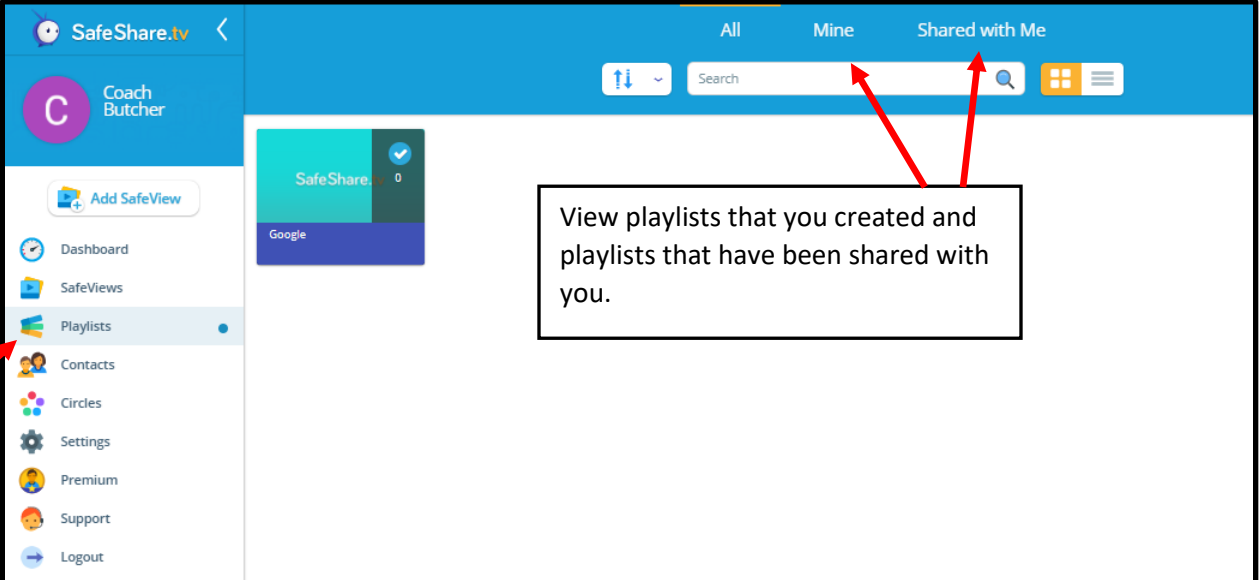
SafeViews



The screenshot shows the SafeShare.tv web application. On the left is a sidebar with a user profile 'Coach Butcher' and a list of navigation items: Dashboard, SafeViews, Playlists, Contacts, Circles, Settings, Premium, Support, and Logout. A red arrow points to the 'SafeViews' item. The main content area has a top navigation bar with tabs for 'All', 'Mine', and 'Shared with Me'. Below this is a search bar and a grid of video thumbnails. Two red arrows point from a text box to the search bar and the 'Shared with Me' tab. The video thumbnails include 'Frosty the Snowman' and 'LEARN TO COUNT TO 100'.

View videos that you created and videos that have been shared with you.

Playlists



The screenshot shows the SafeShare.tv web application with the 'Playlists' section selected in the sidebar. A red arrow points to the 'Playlists' item. The main content area features the same top navigation bar with 'All', 'Mine', and 'Shared with Me' tabs. A search bar is present, with two red arrows pointing from a text box to it and the 'Shared with Me' tab. The main content area displays a single playlist thumbnail titled 'SafeShare' with a 'Google' label below it.

View playlists that you created and playlists that have been shared with you.

Videos Viewed in Google Classroom

